



500W Wind Turbine Kit



Edge of Blade

Contained in two boxes







Turbine assay



Nose cone



Hub



Charge controller